



School Of Knowledge
St. Mary's Group of Schools



Year 5 **Newsletter** Term 2

Vision of our School

Striving for excellence, striding towards success and seeking new horizons for personal growth and worth.

^~~ ❀ Mission ♡ ❀ ur Sch 😊 ❀ ~^~

Each toddler walking through the gates of School of Knowledge is viewed as a talent reserve and the school works relentlessly towards empowering each and every child.

SCHOOL THEME FOR THE YEAR 2020- 2021

2021 Be Positive Be Passionate Be Persistent!

A PEEK INTO TERM II

A CTIVITIES....

- ❖ **ENGLISH WEEK [17TH – 20TH JANUARY 2021]**
- ❖ **INNOVATION WEEK**
- ❖ **MATH WEEK**
- ❖ **E-SAFETY**
- ❖ **OPTIONAL LANGUAGE WEEK**
- ❖ **MOTHERS' DAY**
- ❖ **WORLD WATER DAY**



From the Principal's desk

Warm greetings to all!

“A clear vision backed by definite plans gives one a tremendous feeling of confidence and personal power.” - Brian Tracy

As the world wrestles with the unprecedented implications of the COVID-19 pandemic, I pray and trust that this letter finds you and your family well and hope you are managing the challenging times we are currently confronted with. Resilience, hope and compassion are the need of the hour.

At this moment, I urge you all to embrace the forthcoming events of this exhilarating term with enthusiasm, eagerness and positivity. Together with the imparting of knowledge we ensure to nurture values and ethos. The faculty of the school, with virtual classroom teaching and Hybrid Learning are well enhanced and equipped with the 21st century teaching-learning pedagogy and is profoundly dedicated to the success of every student.

I believe in a joyful experiential learning system wherein; each student is encouraged to participate wholeheartedly! ‘The mind is not a vessel to be filled but a fire to be kindled’. As long as our ideas are expressed and thoughts kindled, we can be sure of learning as everything begins with an idea. In order to succeed in education, I would like to share a secret formula which is ...

KNOWLEDGE + HAPPINESS = SUCCESS

Along with acquiring knowledge, maintaining a healthy lifestyle with hovering around the little things the students are interested in, will make them feel happy and help them boost both their physical and mental health. Then success will be at your doorstep.

It's tough to see the light in times of darkness. Continue to be positive and never give up hope. There are only two lasting bequests we can hope to give our students. One of these is roots; the other, wings! One is offered by our loving parents and the other is offered by us, the school.

I urge all parents to continue join hand-in hand in this never ending process of molding and shaping young minds, for I believe together we can harvest the goodness in our students.

At SOK, each day that unfolds, is a wonder and a miracle!

Thank you,

Stay safe! God bless!!!

Best Regards,

Principal

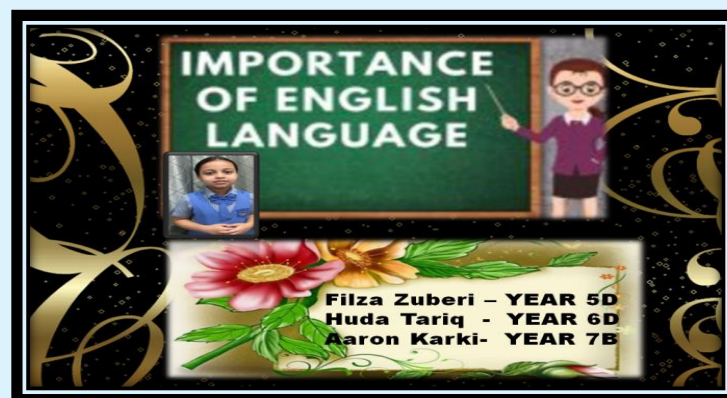
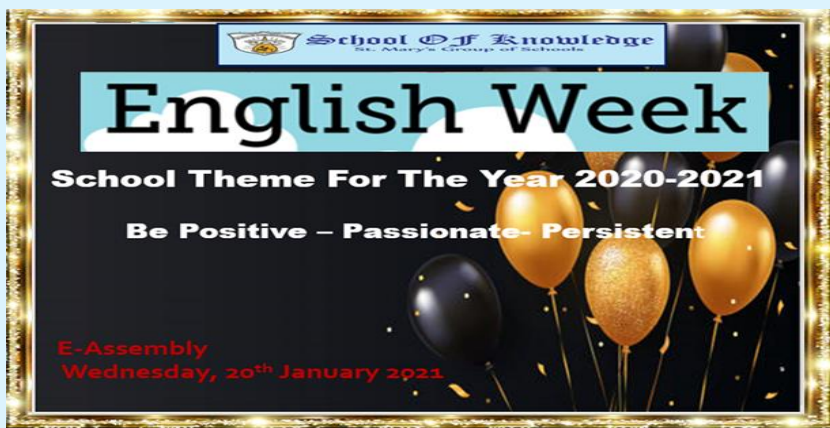
17th January – 20th January, 2021



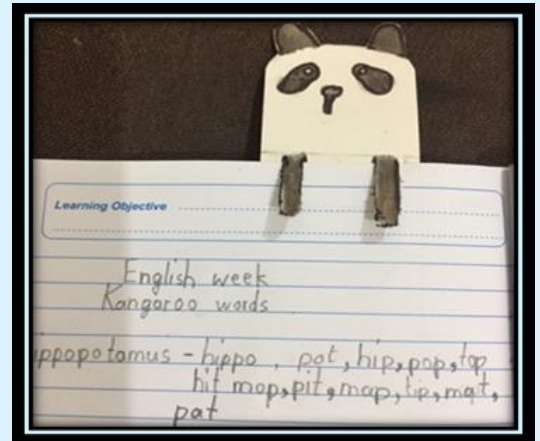
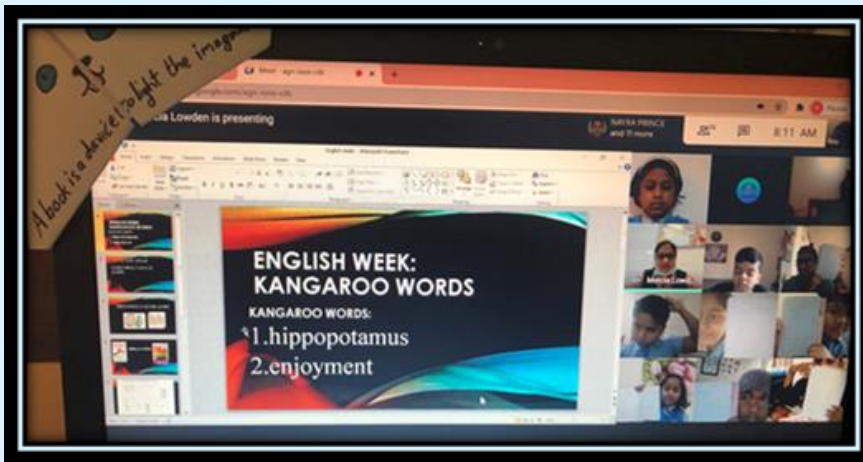
English week was conducted from the 17th of January till the 20th January. The objectives of the English week were to highlight the importance of **ENGLISH** in daily life and to encourage students to improve their skills.

A few activities that were planned for the students are mentioned below:

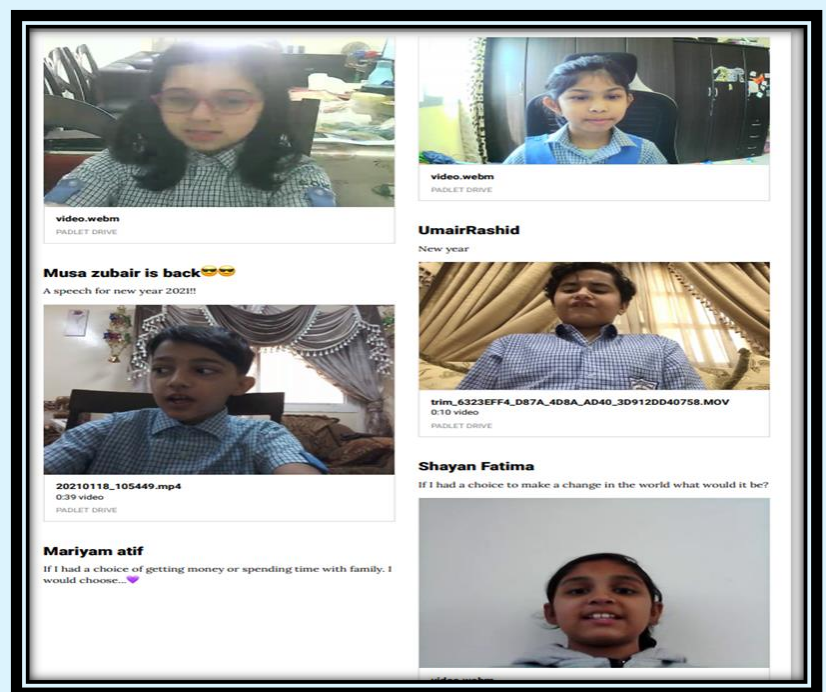
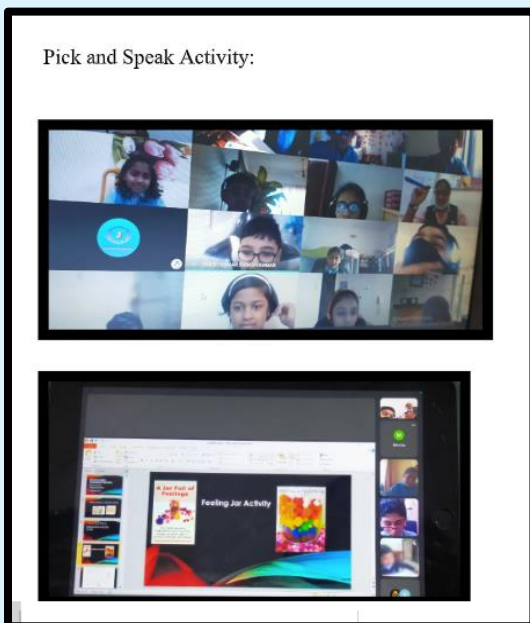
✓ **English Week Assembly:** Special English week Assembly was conducted on 20th January, 2021. E certificates were awarded to the students for their performance and participation during the English week.




✓ **Kangaroo words:** Learning Kangaroo Words is a great way of building vocabulary.



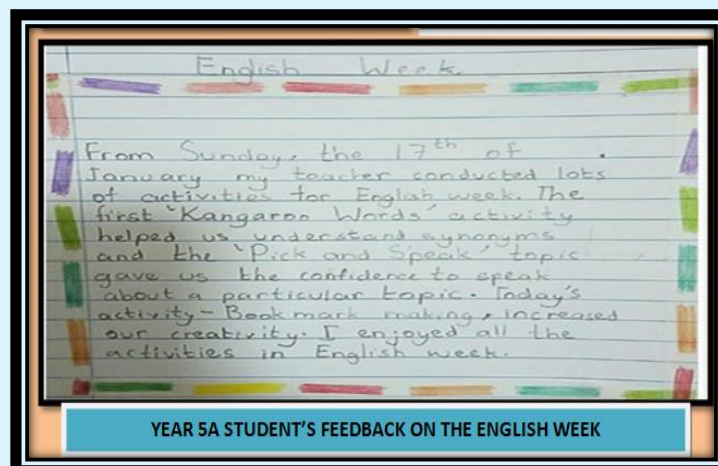
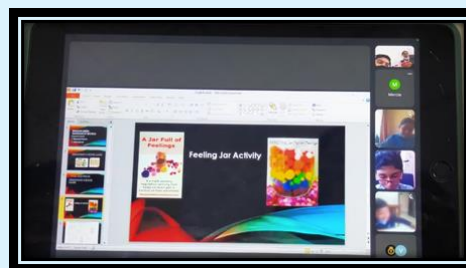
✓ **Pick and Speak:** 'Pick and Speak' is a great way of building students confidence to speak impromptu, to organize their thoughts.....



✓ *Designing a Bookmark:* Students designed unique bookmarks with inspirational quotes.

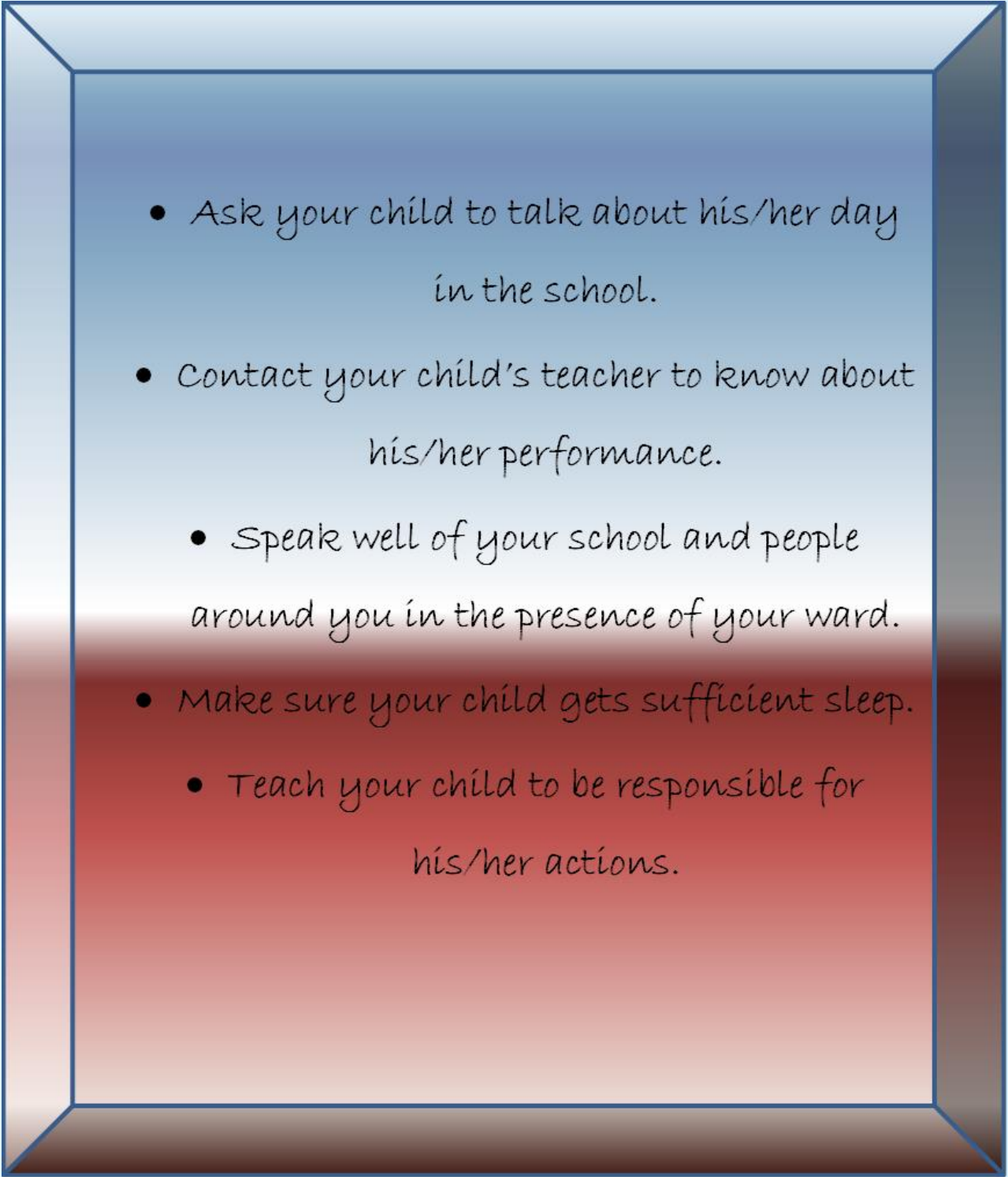



✓ *Feelings Jar:*



How can I help my child to be successful?

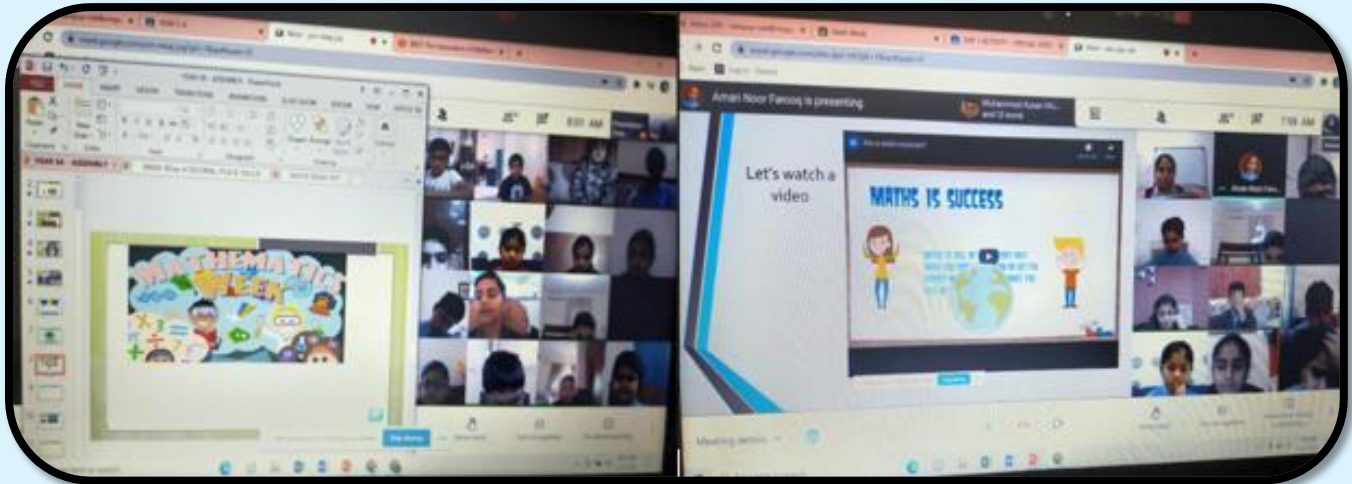
- Ms. Nisha Roche

- 
- Ask your child to talk about his/her day in the school.
 - Contact your child's teacher to know about his/her performance.
 - Speak well of your school and people around you in the presence of your ward.
 - Make sure your child gets sufficient sleep.
 - Teach your child to be responsible for his/her actions.




21ST – 25TH FEBRUARY, 2021

Math Week began with the assembly presented by the students on stressing the importance of Math in real life.



Videos of students enjoying playing spinner wheel game with their siblings and friends.



RUBIK'S CUBE CHALLENGE – *Students enjoyed solving the Rubik's Cube. It was a challenging game and it helped them to improve their problem solving skills.*





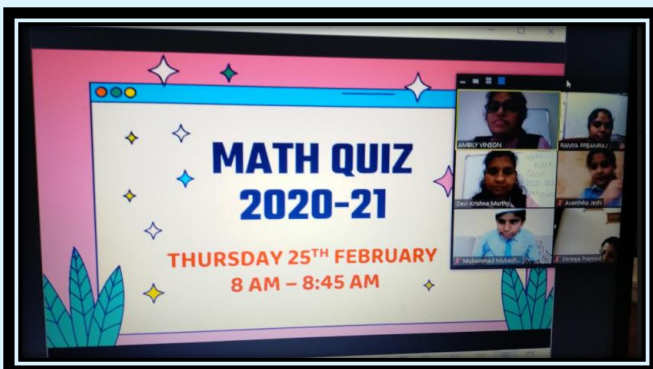
MATH BINGO GAME – *Students enjoyed playing Bingo game and it helped them to develop problem solving and logical thinking skills.*



ORIGAMI – *Students enjoyed making different geometric shapes.*



MATH QUIZ – *Students were so much excited to participate in the virtual quiz and they enjoyed a lot having healthy competition with their friends.*





Dear student!

You can achieve anything if you believe in yourself. Be confident and work hard to fulfil your dreams. Be a good human, who is honest, trustworthy and respectable. You will change the world by being responsible for your actions and you will find happiness.

All the best!

Lubna Zafar

HOD - Islamic.Education/ME

INNOVATION WEEK



INNOVATION WEEK ASSEMBLY



The word innovation comes from the Latin root innovatus, “which means to renew or change”.

The famous British author, Ken Robinson, says that innovation is applied creativity. We, in School of Knowledge, tried to bring out the creativity and Innovative skills in our students by conducting ‘Innovation Week’ in full spirit, from 14 to 18th February 2020 -2021.

Students enjoyed the activities and they came up with their own ideas which were put up together to achieve the Innovation Week success.

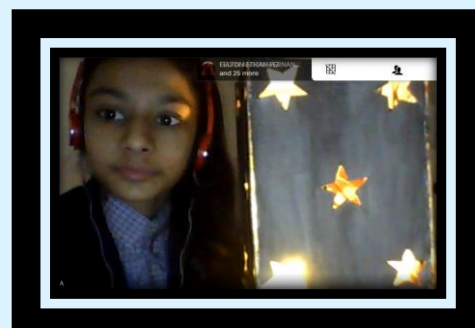
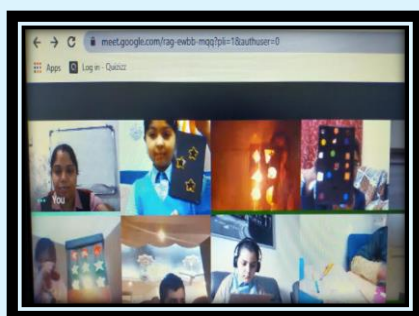
LOGO MAKER

Students used their drawing tools and creative ideas to make a unique logo for School of Knowledge which enhanced their IT and artistic skills.



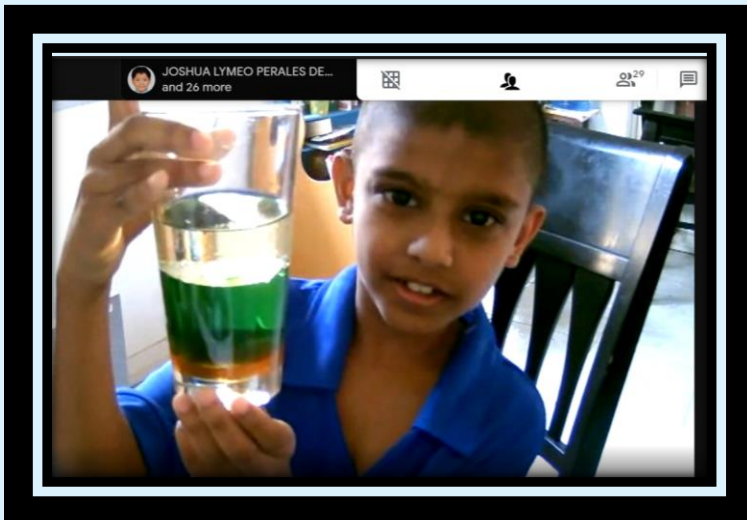
INNOLAMP

Students designed their own lampshade using different patterns and mathematical shapes. This activity gives spatially gifted students a chance to shine, helps students with sequencing and direction following, and it's a fun way to introduce a wide range of geometry terms and shapes.



DENSER THAN YOU THINK

Students conducted experiments by using different types of liquids and checked their density by dropping different objects in. Through this experiment they could understand the densities of different types of liquids.



PARENT'S NOTE:

Children are the gift of God. School of Knowledge is an instrument for these children to discover many things around and bring out the best in them. There were a couple of days where children engaged in creativity and this made them to have new experience and gave them the idea of what they want to be in future. Surely, even in the midst of challenges due to covid-19 pandemic, education never stops. Pursuit of learning and passion thrives, in the heart of these young ones. Thank you for the determination of the School of Knowledge, diligence of teachers and the support from parents but nonetheless the enthusiasm and hard work of students to pursue their dreams! God bless us all!

Rodel Dizon


Mercy B. Perales

Assembly on E-Safety was conducted and the importance of E-Safety was explained.




E-SAFETY!

WHAT IS E-SAFETY?



Internet safety or online safety or cyber safety or E-Safety is trying to be safe on the internet and is the act of maximizing a user's awareness of personal safety and security risks to private information and property associated with using the internet, and the self-protection from computer crime.



The most common places where cyberbullying occurs are:

- ☐ Social Media, such as Facebook, Instagram, Snapchat.
- ☐ Text messaging and messaging apps on mobile or tablet devices.
- ☐ Instant messaging, direct messaging, and online chatting over the internet.
- ☐ Online forums, chat rooms, and message boards.
- ☐ Email
- ☐ Online gaming communities.

PARENT'S NOTE:


Dear teacher,

I hope you are doing very well. I want appreciate your hard work. Distance learning has been wonderful this term. Many fun activities and other teaching methods were used to teach the kids in creative ways. The kids worked hard due to their teacher's encouragement. I truly thank the teachers for their hardwork during these tough times. It is the school's good decisions and leadership that made students to achieve their goals and target in a successful way. Again, I want to say a big thank to all teachers and admin staff of SOK for giving us an opportunity for children to acquire knowledge in a safe environment.

Thank you,
Samina Raheem

Optional Language Week

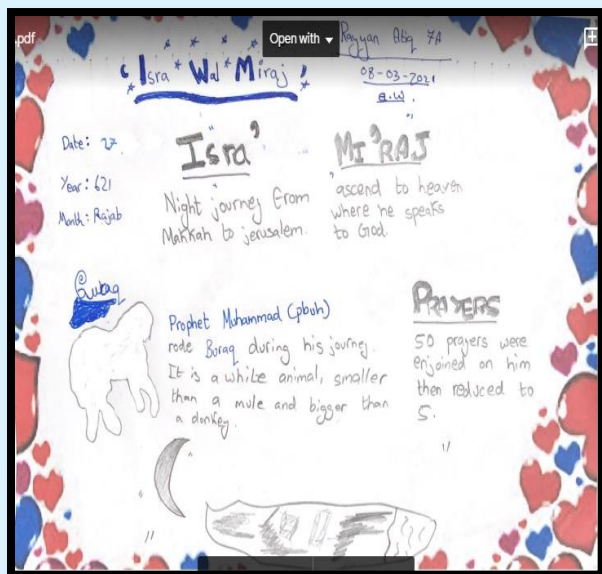
Optional Language Week & Isra Wal Miraj Activities were conducted in SOK from 7th -11th March 2021.



The study of different languages creates interest among the students. The students of SOK expressed their creativity by taking part in Optional Language Week Activities. Through the ideas they present, the new vocabulary and the grammatical variation, thus equipping themselves with the tools to understand the world in completely new ways. Picture description, Poetry Recitation, Calligraphy and Speech Activities were planned during this week to develop students' memorization skills, enhance the thinking skills and boost speaking skills.



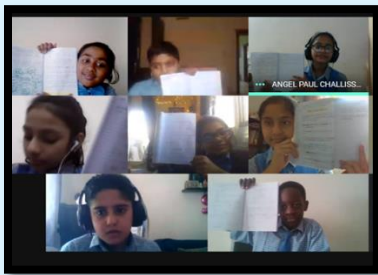
The students of SOK made Fact Cards of Israa Wal Miraaj and expressed their love and knowledge about this heavenly trip of Mohammad (PHUB).



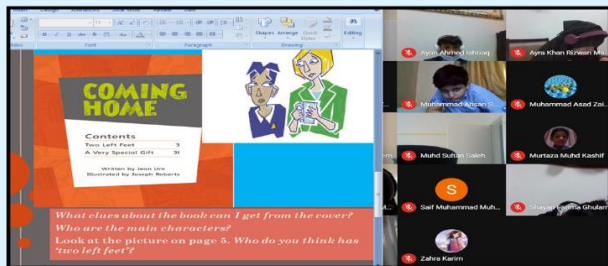
..,.,.,. Glimpses! ..,.,.,.

A peek into English class.....

Babble -gabble activity: Students recap the main ideas of the story but speaking out as fast as they can to cover as many ideas as possible. This was done to enhance their speaking skill.





Babble -gabble activity: Students recap the main ideas of the story but speaking out as fast as they can to cover as many ideas as possible. This was done to enhance their speaking skills.






Students read, discuss and share their answers during the Google meet.

Research Activity- Research about the traditional sports played in UAE



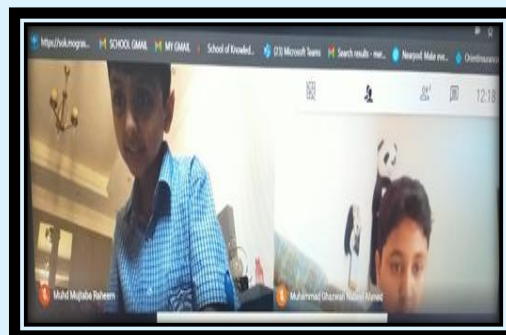
Students create Role on the wall for the character of Josh.



The Mind Map: Learners display information and what they have learnt through a mind map. This is an innovative way of learning. Learners learnt to organise their ideas.



1. Break-out Rooms: Moderators can use breakout rooms to divide Learners into smaller groups during video calls. Breakout rooms must be started by moderators during a video call on a computer. Learners can discuss / plan their ideas, interact with each other, carry out given tasks in groups. The moderators could enter the Break-out rooms.



Assignment given on Education City


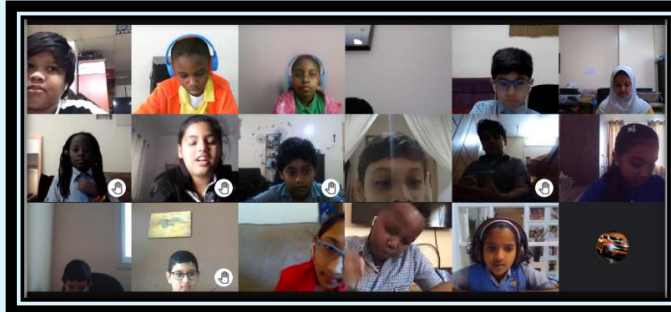







Discussion

To use discussion and roleplay to generate ideas to create a script for a safety video.



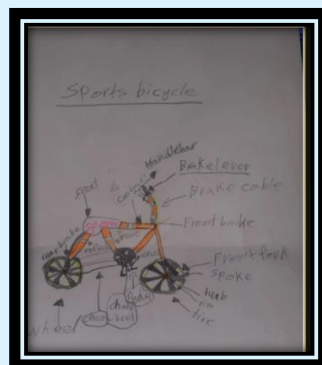

To plan and discuss ideas for designing, labelling and describing a superbike.



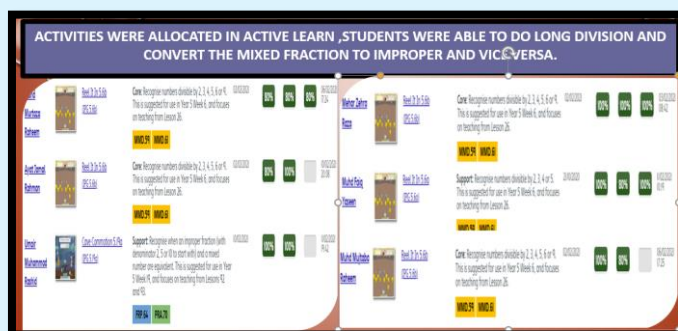
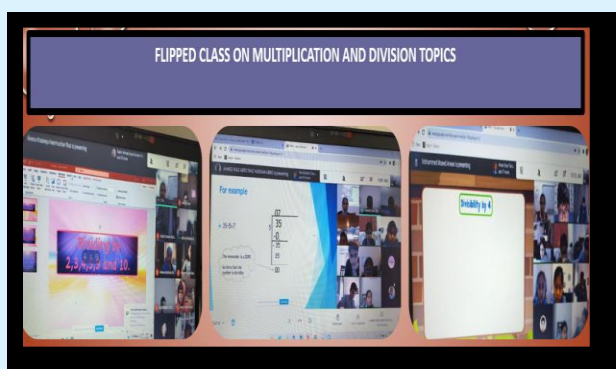
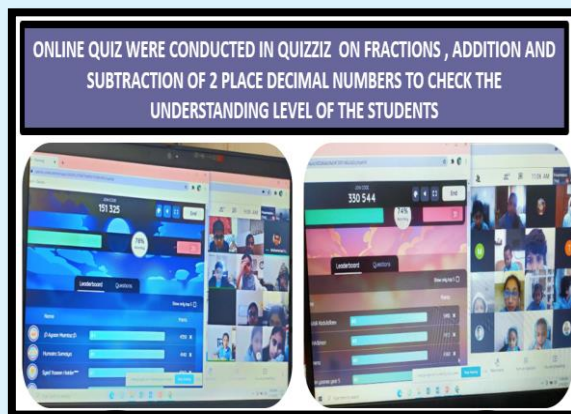
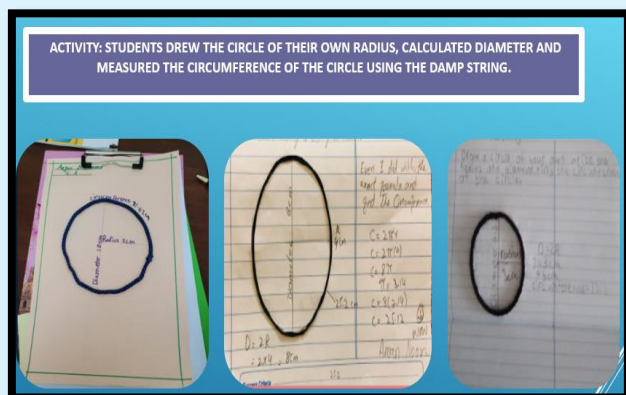
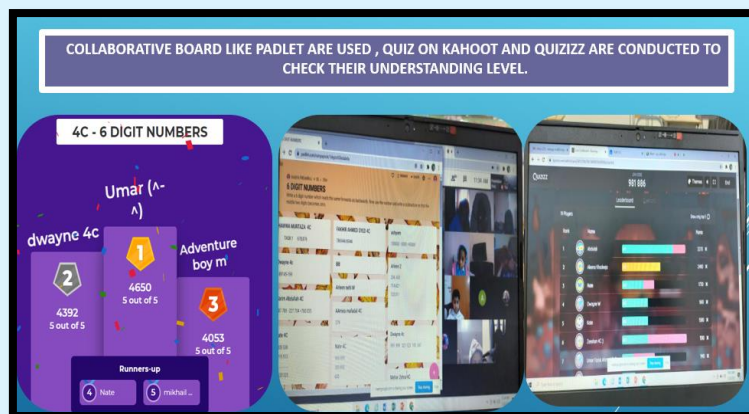
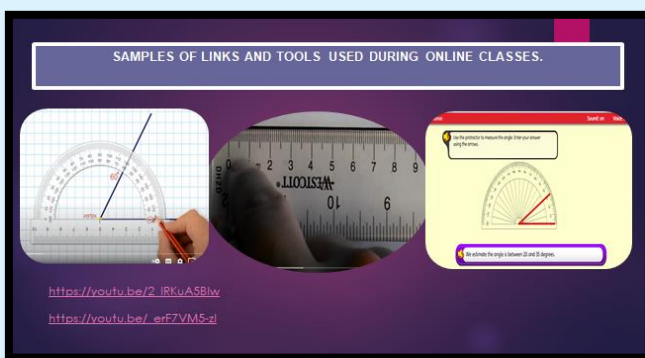
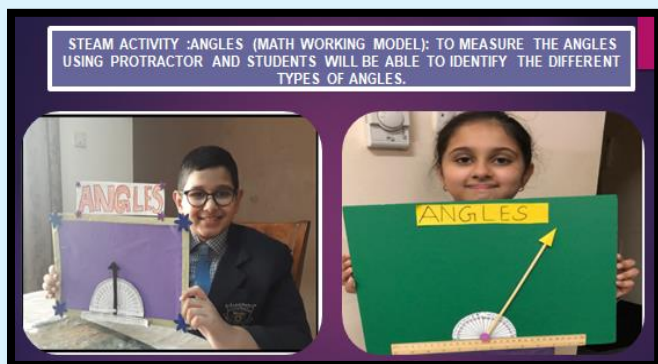
Students are given exercises to enhance their thinking skills.



To design a sticker and logo for a bike frame.




A peek into Math class.....



A peek into Science class.....

Sieving
activity for
separating
mixtures.

Evaporation
Activity.

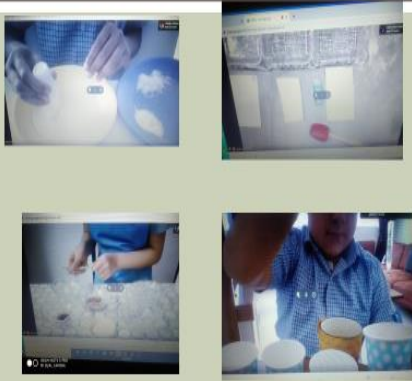


Brown Sugar Activity-Evaporation Filtration Activity

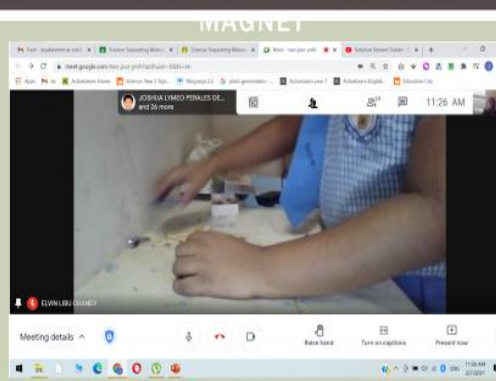
Students
Learning
by
practice.



ACTIVITY-SOLUBILITY



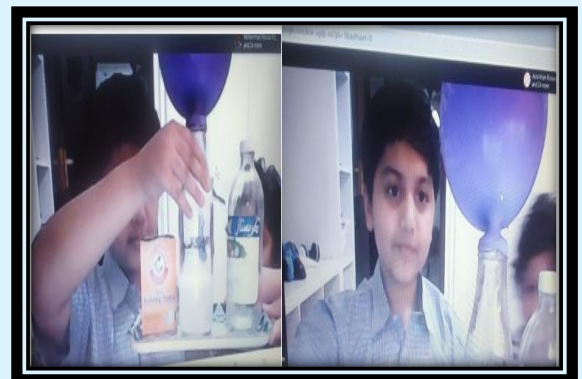
ACTIVITY ON SEPARATING MIXTURES- MATCH STICKS FROM METAL PINS USING



Melting Wax Activity

Baking Biscuits Activity

Mixing Bicarbonate Soda and Acid



Assignments....

Investigating Evaporation

21-1-21

The brown sugar solution was photographed each day for four days, but the photos have been mixed up.

1 Draw these diagrams in the correct order to show how the sugar solution would look on each day in the table below.

Day 1	Day 2	Day 3	Day 4

2 What is happening to the water from the sugar solution?
Water is getting evaporated.

3 What is happening to the sugar from the sugar solution?
It is becoming white as a solid sugar.

Wateraid

Research an organisation that is trying to make sure people have clean water. Write a leaflet to encourage people to learn more about the organisation's work.

What we are Wateraid Organisation

Water is the most important thing for us. We provide you with the finest water. We filter it using machines. It goes through a lot of procedures to get clean. We provide quality clean water.

2021/01/26 20:15

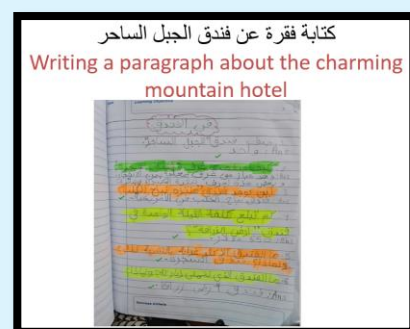
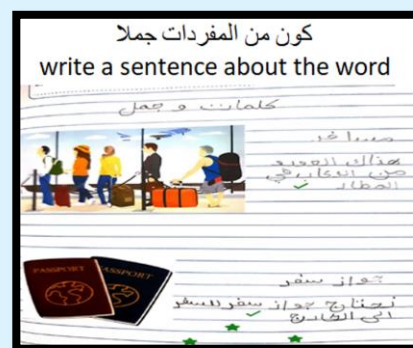
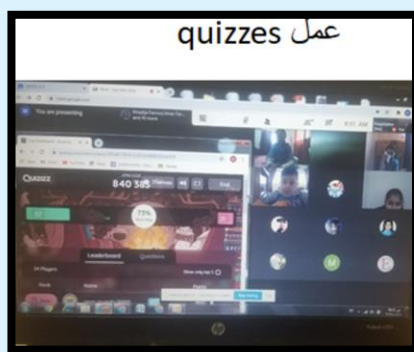
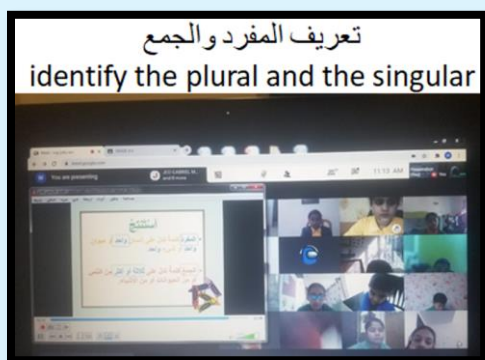
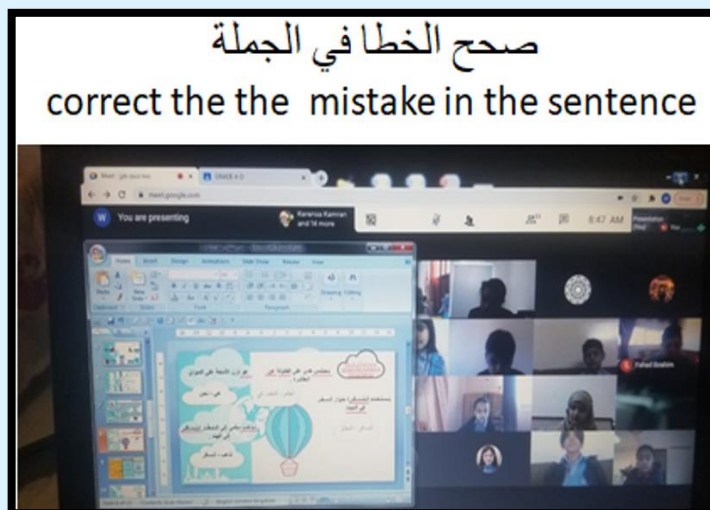
SUBMISSION OF WORKBOOK

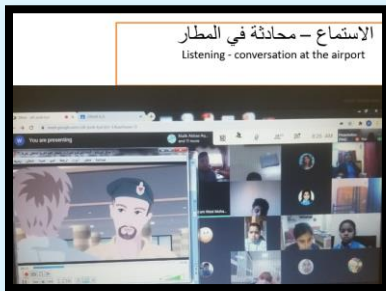
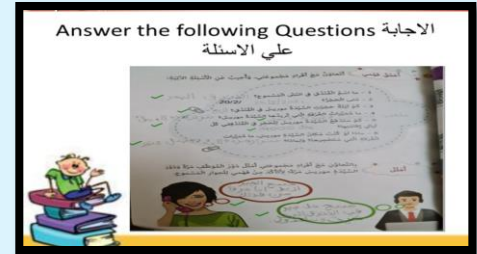
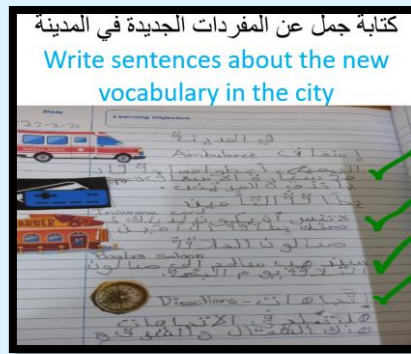
Uses of Filtration

Techniques to Separate Mixtures


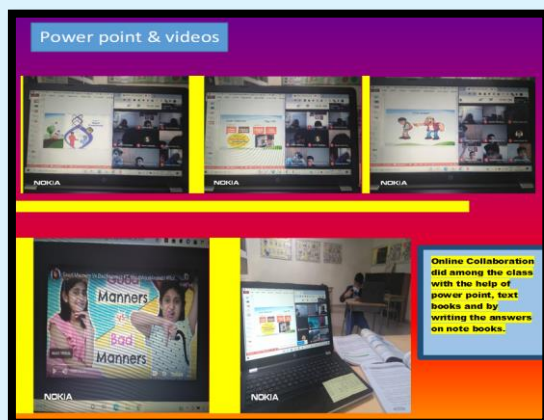
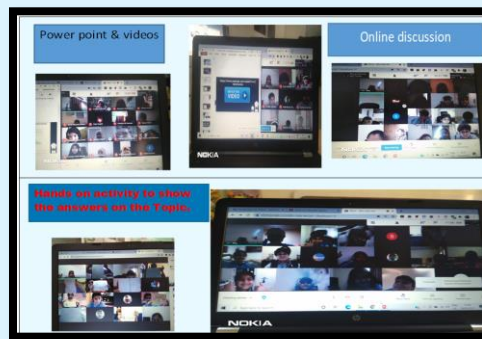

Method	Apparatus	Diagram	Procedure
Filtration	Filtration funnel, filter paper, beaker		1. Weigh the mixture to be filtered. 2. Weigh the residue left on the filter paper. 3. Calculate the mass of the filtrate.
Distillation	Distillation flask, condenser, receiver		1. Heat the mixture in the distillation flask. 2. The vapor rises and passes through the condenser. 3. The liquid is collected in the receiver.
Crystallization	Evaporating dish, water bath		1. Heat the solution in the evaporating dish. 2. The solvent evaporates, leaving the solute as a solid.

A peek into Arabic class.....


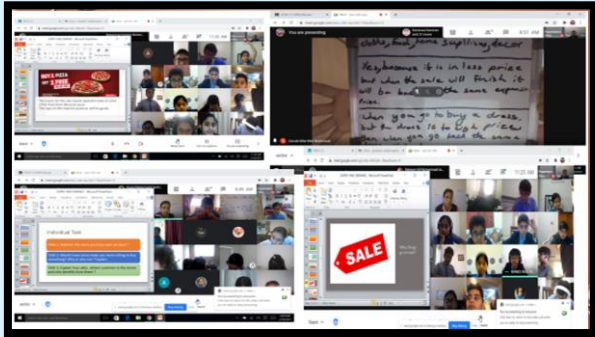

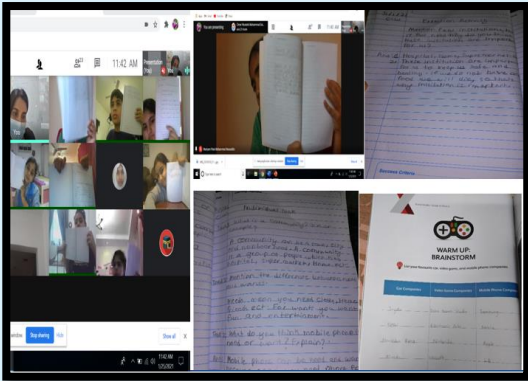





A peek into Islamic Studies class.....



*A peek into **Social-Studies** class.....*



A peek into Moral Education class.....

Power point & videos

WATCH THE VIDEO

https://www.youtube.com/watch?v=k6_PeO-E-Cs

<https://www.youtube.com/watch?v=Pfx5WGxZILI>

Online discussion

Learning Outcome

- 1. Identify signs of an impending conflict and take measures to pre-empt it.
- 2. Explain how communication is the key to conflict resolution.
- 3. Demonstrate, independently, how to achieve a compromise.
- 5. Recognize the consequences of actions.
- 6. Take care of themselves and their property.

Learning objectives shared with students

Online Collaboration

Online Collaboration did among the class with the help of text book and on A4 size paper- writing about import & export.

Moral Education PRACTICE WORKSHEET GIVEN

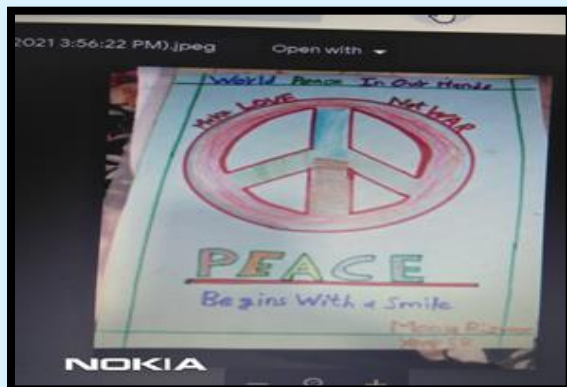
Students feed back

About Moral Education Classes

YouTube Video Link

https://www.youtube.com/watch?v=k6_PeO-E-Cs




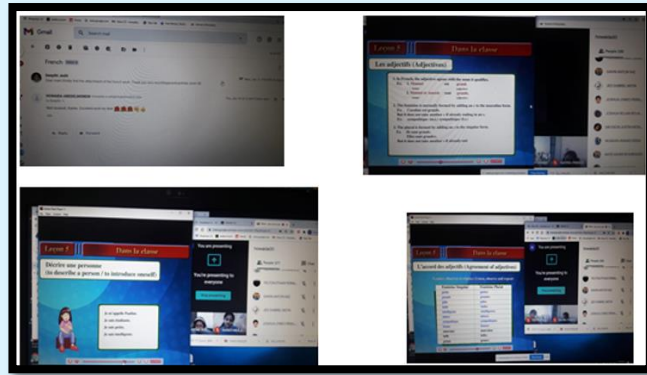
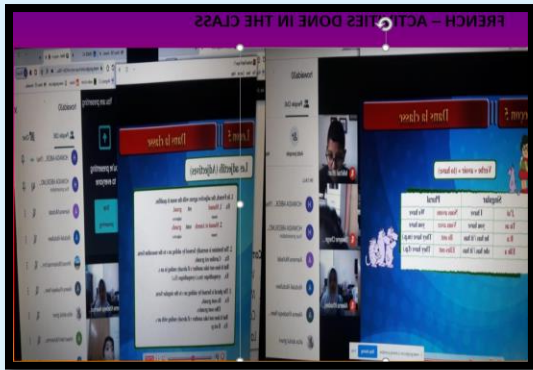
<https://www.youtube.com/watch?v=Pfx5WGxZILI>



Moral Education PRACTICE WORKSHEET GIVEN

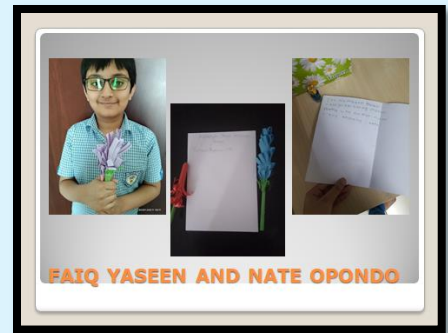

Hand-drawn poster with a peace symbol and the text 'World Peace In Our Hands', 'PEACE Begins With a Smile', and 'NOKIA'.

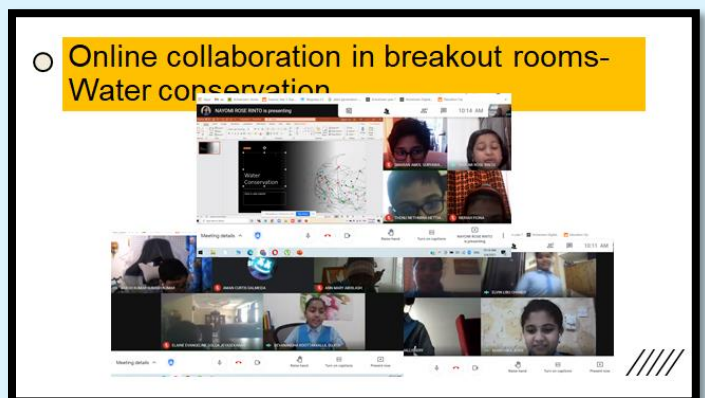


A peek into Foreign Languages-Urdu and French class.....



MOTHER'S DAY ACTIVITIES












Family Tips:

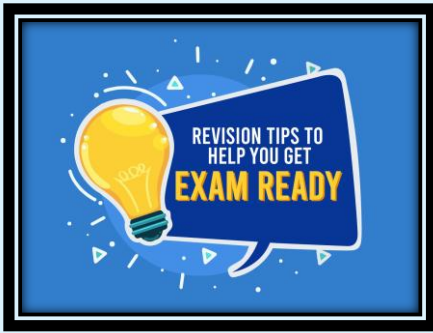
Help Boost Kid's Safety, Privacy, and Security

When kids start to go online, whether they're playing multiplayer games, using educational apps, or just following their curiosity on Google, it's important that they understand the basics of online privacy and safety. With some general guidelines around what information is and isn't OK to share, and some help from parents when they're unsure, kids can have fun and learn a lot in the digital world.

Check out these 5 tips

- **1 Discuss personal vs. private info.**
Talk about the difference between what's OK to share online (favorite color) and what's not (home address).
- **2 Use privacy settings.**
Together, go through the settings on all new apps to make sure you both know what information your kids are sharing. Especially in the beginning, it's better to share very little.
- **3 Avoid location tracking.**
Location-aware apps can be super helpful. But apps that use a device's location to help people find your kid or offer them ads for nearby businesses should be used with caution. Turn them off if you can.
- **4 Power up passwords.**
Work together with kids to help them come up with complex passwords. Think outside the dictionary. Use phrases and special characters that make passwords hard to guess but easy to remember. Remind kids to keep passwords private and change them regularly.
- **5 Skip quizzes.**
Help kids identify and avoid clickbait, quizzes, special offers, and anything that asks for personal or private information. This helps keep information secure and devices safe.

<https://uaecyber.com> : This site contains a wide range of information about safeguarding, child protection and how to protect you from online threats.



Hope you all are doing great! The assessments for the Second term are just around the corner and I am sure all of you are revising your lessons regularly.

Here are some study tips:

- ✓ Set a revision timetable including all your subjects.
- ✓ Keep all your notes up to date for revision.
- ✓ Make sure you get a quiet place.
- ✓ Use mind maps and flow charts.
- ✓ Focus on the important points.
- ✓ Practice writing answers.
- ✓ Take breaks for relaxation and exercise.
- ✓ Be positive.

Best wishes for your assessments! Be confident, put in your best efforts and surely you will be rewarded with good results.

-Ms. Roopa Shenoy



- + *Make holidays a memorable experience for your child.*
- + *Read with your child every night!*
- + *Encourage your child to play outdoor games and enjoy the company of nature.*
- + *Ask him/her to write down the memorable experiences of each day in a journal.*
- + *Encourage him/her to pursue a hobby during this vacation.*